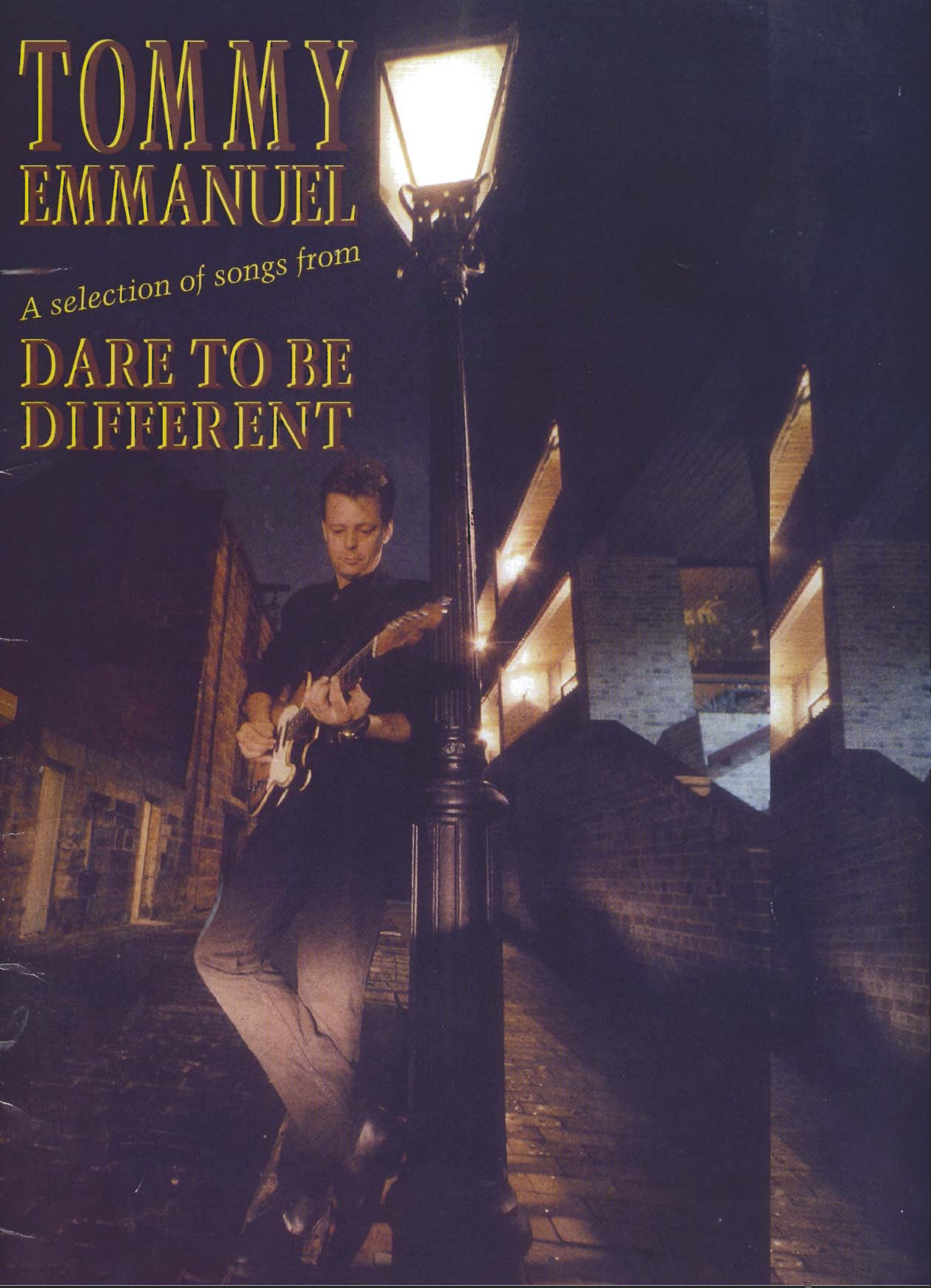


TOMMY EMMANUEL

A selection of songs from

DARE TO BE DIFFERENT



TOMMY EMMANUEL

C O N T E N T S

| | |
|-----------------------------------|----|
| Countrywide | 2 |
| Guitar Boogie | 5 |
| Hearts Grow Fonder | 10 |
| Jacaranda | 13 |
| Tequila Slammer | 16 |
| The Rise And Fall Of Flingel Bunt | 21 |

a selection of songs from his album DARE TO BE DIFFERENT

COUNTRYWIDE

Am G Em A Dadd9/E#

G/B Fmaj7 B/A A6(no3) Dmadd9/A

E7 D/A G(6) Dm/F Bm7b5

Words and Music by
Tommy Emmanuel

Bright in 2

(Acoustic Guitar)

Am Fmaj7 Em Am

TAB 7 9 10 7 9 9 8 10 7 8 7 10 8 10 10 0 3

A6(no3) A A6 B/A

TAB 2 5 2 5 2 5 2 2 0 4 4 4 4 4 0 4

G(6) Dadd9/F#

TAB 3 3 4 3 3 4 0 3 0 3 3 2 2 2 0 2 3

A6(no3) A A6 B/A

TAB 2 5 2 5 2 2 5 2 2 2 0 4 4 4 4 0 4

Dmadd9/A Bm7b

TAB 3 3 2 0 3 2 3 3 3 2 3 3 3 3 3 3

Bm7b5 E7 *D.S. al Fine No Repea*

TAB 1 0 3 1 | 0 2 1 3 2 0 3 2

Am G Am

Am G Am

C G/B G Am Em

Handwritten notes: $\frac{2}{1}$, $\frac{3}{3}$, $\frac{1}{0}$, $\frac{1}{3}$, $\frac{1}{5}$, $\frac{1}{7}$, $\frac{1}{8}$, $\frac{1}{10}$, $\frac{1}{12}$, $\frac{1}{10}$, $\frac{1}{8}$, $\frac{1}{7}$, $\frac{1}{5}$, $\frac{1}{3}$, $\frac{1}{5}$, $\frac{4}{12}$

w

Am Fmaj7 E7

Handwritten notes: $\frac{3}{2}$, $\frac{2}{3}$, $\frac{1}{0}$, $\frac{1}{3}$, $\frac{1}{5}$, $\frac{1}{7}$, $\frac{1}{8}$, $\frac{1}{10}$, $\frac{1}{7}$, $\frac{1}{5}$, $\frac{1}{3}$

Cadenza

Am G Repeat to fade

GUITAR BOOGIE



Music by
Arthur Smith

Prestissimo

♩ = 210



E

First system of musical notation. The treble clef staff shows a series of eighth notes in a rhythmic pattern. The guitar TAB staff below it shows the corresponding fret numbers: 0 0 4 4 2 2 4 2 | 2 2 4 4 2 2 4 2 | 0 0 4 4 2 2 4 2 | 5 5 4 4 2 2 4 2.

A7

E

Second system of musical notation. The treble clef staff includes a 'bend' instruction over a note. The guitar TAB staff shows: 0 0 4 4 2 2 4 2 | 5 5 4 4 2 4 2 | 0 0 4 4 2 2 4 2 | 2 2 4 4 2 2 4 5.

B7

1. E

Third system of musical notation. The treble clef staff features a triplet of eighth notes. The guitar TAB staff shows: 2 2 4 4 5 5 4 4 | 2 4 2 5 5 4 2 4 2 | 0 4 0.

2. E

Fourth system of musical notation. The treble clef staff includes a 'Slide up neck' instruction with a wedge-shaped symbol. The guitar TAB staff shows: 3 2 0 2 0 0 1 2 0 :| 3 0 2 0 2 | 0 2 2.

E (Dampen strings) (Ad Lib solo on %)

A7

E B7

E

E

A7

E

B7

A7

G7

F7

D.S. al CODA ⊕
No Rpt

⊕ Coda
E

A7

B7

E7

1. G7

F7

2.

E7

Ritardando ~~~~~

Tempo

E

A7

E B7

E

E (Ad Lib 1st x)

A7

E B7

E

Rpt. to fade.

HEARTS GROW FONDER

Music by Tommy Emmanuel

Andante ♩ = 85

Chord diagrams for the following chords: A, E/A, D/A, D6/A, Dm/A, Dm6/A, Bm7/E, C#m7, Dm7, E11, Fadd9, and G.

A E/A D/A D6/A Dm/A Dm6/A Bm7 C#m7 Dm7 E11

Dampen Strings

E/A D/A D6/A Dm/A Dm6/A

TAB

Bm7 C#m7 Dm7 E9 A E/A D/A D6/A

TAB

G E11 A

TAB

A E/A D/A D6/A Dm/A Dm6/A Bm7 C#m7 Dm7 E11

A E/A D/A D6/A G E11 A

Fadd9 Gsus G A

Fadd9

Gsus G Bm7/E E Bm7 C#m7 Dm7 E11

A E/A D/A D6/A Dm/A Dm6/A Bm7 C#m7 Dm7 E11

A. E/A D/A To Coda ⊕ D6/A G E11 Bend

A E/A D/A D6/A

Acoustic guitar - improvise solo

Dm/A D6/A Bm7 C#m7 Dm7 E11 A E/A D/A D6/A

G E11 A D. al Coda ⊗ G ⊕ Coda E7sus

G E7(sus) G E7(sus)

A. E/A D/A D6/A A E/A Bm7 C#m7 Dm7 E11

A E/A D/A D6/A A Amaj9 Bm7 C#m7 Dm7 E11

Repeat to fade finish

JACARANDA

Gadd9/A A/C# Dmaj9 Gmaj7 A7 G/B Bb6

C A7aug D Em7 Dmaj7 Bbmaj7/A

Moderato ♩ = 112

Music by Tommy Emmanuel

Acoustic Guitar *Gadd9/A* *A7aug*

Staccato

Em7 A7 D C A/C# D Gmaj7

Em7 A7 D C G/B Dmaj9

1. C G/Aadd

2. C Gadd9/A Bb6 Dmaj7

Bb6 F/A

Am Bb maj7/A Gadd9/A To Coda A7aug

ad lib solo 2nd time trumpet 3rd time
3 times D Gmaj7 Em7 A7 D C A/C#

D Gmaj7 Em7 A7

D C G/B Dmaj9 30 C G/B Dmaj9 3

1,2 C Gadd9/A Solo P/up 3. C Gadd9/A D. $\frac{3}{4}$. al Coda

This staff contains the first two measures of a musical phrase. Measure 1 has a C chord, and measure 2 has a Gadd9/A chord. A 'Solo P/up' instruction with an accent (^) is placed over the second measure. The phrase repeats in measure 3 with a C chord and Gadd9/A chord. The notation includes a 2/4 time signature, a key signature of one sharp (F#), and a 4/4 time signature.

Coda D Gmaj7 Em7 A7 D C A/C#

The Coda section begins with a D chord, followed by Gmaj7, Em7, A7, D, C, and A/C# chords. The notation includes a 2/4 time signature and a key signature of one sharp (F#).

D Gmaj7 Em7 A7 D

This staff continues the Coda section with D, Gmaj7, Em7, A7, and D chords. The notation includes a 2/4 time signature and a key signature of one sharp (F#).

C G/B Dmaj9 C G/B Dmaj9

This staff features C, G/B, and Dmaj9 chords. The Dmaj9 chords are marked with a triplet (3) over the notes. The notation includes a 2/4 time signature and a key signature of one sharp (F#).

C Gadd9 Gadd9/A Gadd9/A A7aug Effects Dmaj7

This staff includes C, Gadd9, Gadd9/A, Gadd9/A, A7aug, and Dmaj7 chords. The A7aug chord is marked with 'Effects'. The notation includes a 2/4 time signature and a key signature of one sharp (F#).

Dampen strings play erps on Dmaj7 position D

The instruction 'Dampen strings play erps on Dmaj7 position' is written above a staff with a D chord. The notation includes a 2/4 time signature and a key signature of one sharp (F#).

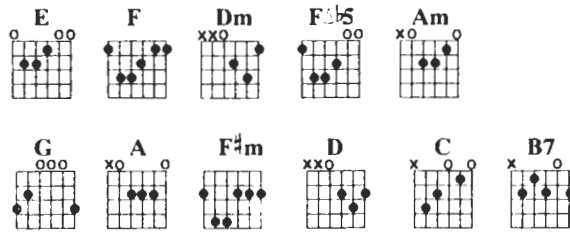
Gmaj7 Em7 D C A/C# D

This staff contains Gmaj7, Em7, D, C, A/C#, and D chords. The notation includes a 2/4 time signature and a key signature of one sharp (F#).

Gmaj7 Em7 A D ad lib - repeat to fade C A/C#

This staff includes Gmaj7, Em7, A, D, and C chords. The final C and A/C# chords are marked with 'ad lib - repeat to fade'. The notation includes a 2/4 time signature and a key signature of one sharp (F#).

TEQUILA SLAMMER



Music by
Tommy Emmanuel

Moderato ♩ = 112

Harmonics 12th fret

N.C.

TAB 12 12 12 12 12 12 12 12 12 12 9 9 9 7 7 7 9

Harmonics

TAB 12 12 12 12 12 12 12 12 10 14 10 12 12 12 12 12 12

Harmonics

TAB 12 12 10 14 10 12 12 12 12 12 12 12

Fmaj b5

Fmaj b5

TAB 12 12 12 12 12 12 12 12

§ E F Dm F E

TAB

7 7 7 7 7 7 7 7 5 8 10 10 8 12 10 10 7 10 8 7 10 7 4 5 4 5 4

E F Dm F trill E

TAB

7 7 7 7 7 7 7 7 5 8 10 10 8 12 10 10 7 10 8 7 10 7 7 7 6 6

E Am To ⊕ Dm F

TAB

4 4 4 4 4 4 4 4 7 5 7 5 4 5 7 7 5 7 5 5 7 5 7 5 5

E Fmaj b5

1. Fmaj b5 2. Fmaj b5

Am G Fmajb5

TAB: 5 4 5 4 7 4 5 5 5 4 7 7 7 7 5 7 5 3 5 7

E Am G

TAB: 7 7 5 4 5 4 5 5 7 5 4 7 4 5 4 4 5

Fmajb5 E A

TAB: 7 7 7 5 7 5 3 5 7 7 7 5 4 6 6 6 6 4 2 2 2 4

F#m D G

TAB: 6 4 4 4 4 4 2 2 3 2 3 3 5 4 2 3 2 3 3 5 5 5 5 3

C F B7

TAB: 5 3 5 5 5 5 5 7 5 5 6 5 6 8 5 8 8 10 11 15 14 5 5 7 8 12 11

E Fmaj^b5 E E Fmaj^b5 E E Fmaj^b5 E Fmaj^b5 E

(block strings) (block strings)

E Fmaj^b5 E E

(Percussion)

F E F E

F E F E F E D.S. al Coda ⊕

Dm F E E

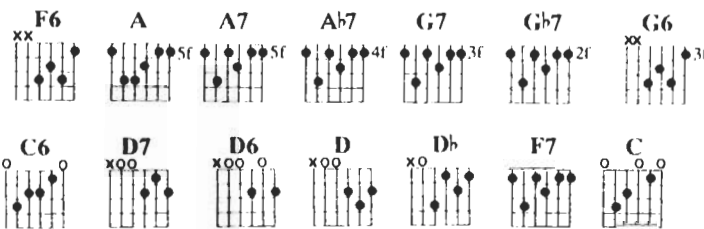
Am Dm F E

1. E Fmaj b5 Fmaj b5

2. E B7 E

Fine

THE RISE AND FALL OF FLINGEL BUNT



Music by
Marvin/Welch
Rostill/Bennett

Allegro $\text{♩} = 120$ (Dampen Strings)

First system of musical notation. The treble clef staff shows a series of eighth notes with accents. The guitar TAB staff shows fret numbers: 3.

Second system of musical notation. The treble clef staff shows eighth notes with accents and rests. The guitar TAB staff shows fret numbers: 3.

Third system of musical notation. The treble clef staff shows eighth notes with accents and rests. The guitar TAB staff shows fret numbers: 5 5 5 5 3 1 3 1 3 5 5 3 5 5 5 3 1 3 1 3 3.

Fourth system of musical notation. The treble clef staff shows eighth notes with accents and rests. The guitar TAB staff shows fret numbers: 3 3 3 1 3 3 5 5 3 5 5 5 3 1 3 1 3 3.

Fifth system of musical notation. The treble clef staff shows eighth notes with accents and rests. The guitar TAB staff shows fret numbers: 3 1 1 3 1 3 5 3 5 3 5 5 3 5 3 3 1 3 3.

C F7

TAB 3 3 8 10 8 11 8 12 12 10 8 10 8 10

C F7

TAB 10 10 8 8 11 8 8 10 8 10 10 8 10 8 10

C G7 F7

TAB 10 10 10 10 8 10 8 11 8 8 11 8 8 10 8 10 8 8 8 8 8 6 8

C F7

TAB 8 10 8 10 10 10 10 10 10 8 8 8 8 10

C F7

TAB 5 4 5 5 3 5 5 3 5 3 5 3 5 10 8 10 8 10 10 11 8

D7 b9 Ab7 G7

TAB 5 8 6 8 6 8 7 8 7 5 7 10 10 10 10 10 10 10 10 10 11 10

C F7 C (Ad lib fills over melody)

F7 C

G7 F7 C fill

C C6 C C6 C fill C C6 C C6 C fill (piano)

F F6 F F6 F fill C C6 C C6 C fill

G7 C

Db Gb7 Db (Overdrive fills)

Gb7 Db (Continue ad lib fills)

Ab7 Gb7 Db (*fills*)

TAB 6 6 6 4 6 6 4 4 2 4 2 4

D D6 D D6 D (*fills*) D D6 D D6 D (*fill piano*)

G G6 G G6 G (*fill*) D D6 D D6 D (*fill*)

A (*w/chord*) D (*Ad lib thru-out*) G7

(*2nd guitar*)

D G7

D A7

G7 D

Rpt. to fade finish.